

# Prologue: AN OPEN FIRE

*A story about loving others.*

## **“Have you ever walked past an open fire that wasn’t yours?”**

*I mean you didn’t build it, you. But you walked by it, and when you did, you instantly felt the heat that it produced. You may or may not have acknowledged it...but regardless, **you felt the heat.***

*For those of us who desire to follow Jesus faithfully, this image should be make us think hard.*

**In fact, this is the way that Jesus lived His life on earth.** His actions, His interactions with others, and His insights provided warmth not only to those that were huddled around the fire of His life, but to everyone who passed by as well. Often those “on the outside” were attracted the most magnetically to the heartbeat of Jesus.

## **They felt the heat before they embraced the fire.”**

*“I used to think of myself as a flamethrower. Today I have a different picture. One that’s not only more inviting to others, but frankly, one that generates significantly more heat than the old model.*

*I want my life to be a bonfire of grace and love. I want the flames to generate warmth, not only for friends and family, but for strangers and skeptics. I want my life to warm hearts as a part of the process of the Holy Spirit igniting their hearts.*

*I want the brokenness, disappointment, challenges and joys of my own life to provide ample kindling for the kind of fire that attracts and engages others.*

*I want to be a beautiful bonfire of grace, humility and love...to warm the hearts of people who just happen to cross my path, who just happen to wander past the fire.”*

**Dan Wolgemuth** (President of Youth For Christ/USA)

## **SO...**

Sharing Jesus’ love for people is about more than “evangelism.” It’s living like Jesus did...as a warm bonfire of grace and love. **Loving and sharing with people like Jesus did is a way of life.**

Sharing Jesus is NOT about selling your faith or judging others or having all the answers.

Sharing Jesus IS about loving, learning, sharing and meeting people where they are at. Just like Jesus! It’s time to put down our flamethrowers and simply BE the fire!

## **THAT’S what this workbook is about.**


Keep this in mind as you work through what we think are the essentials for any group of friends who desire to impact their campus and love their peers for Jesus!

The word “evangelism”...the concept of sharing your faith often has negative connotations to both Christians and non-Christians. Why? Here are here are a few of the reasons:

- Usually people think that to share their faith, they need to “**sell their faith**”...to make someone an offer they can’t refuse. This is really intimidating! To both Christians and non-Christians.
- It often seems that those who are sharing their faith have **attitude issues**. They approach others with the mindset that says, “I know the truth and you don’t”...or...“You need to be saved and I want to save you.” This is the LAST thing people want to hear!
- **Everyone is afraid of judgment!** You don’t want others to judge you as you share your faith, and they don’t want to be judged by someone who acts as if they know all the answers!

**Three Story Evangelism®** is a method of sharing your faith that is natural and non-threatening. The most important requirement is that you become someone’s friend! Now, this DOES NOT mean that you act like their friend just so you can share your faith with them...that’s deceitful and they will see right through it! It means that you truly care about them and become a good friend to them...a friend whose love for them is clearly influenced by the love of Christ. Go to 3story.org for more resources.

**So, let’s get out there and love people!**



# JESUS ON CAMPUS

*How does Jesus want to use you on your  
campus?*

*A Student-led Campus Ministry Workbook*

*from*

*Southern California Youth For Christ*  
*[www.socalyfc.org](http://www.socalyfc.org)*

# TABLE OF CONTENTS

...to guide you through this workbook...

## LOVING JESUS AND LOVING MY FRIENDS...THE ESSENTIALS...

### **Introduction** – pages 5-6

*What does Jesus want to do through me on my campus and how will this workbook help me?*

### **Brokenness:** we all need fixing – pages 7-10

*I know my friends need Jesus, but why do I need Jesus? And why is that important?*

Introduction . . . . .	8
Solo Exercise. . . . .	8
Team Exercise . . . . .	10

### **Abiding:** becoming deeply connected to Jesus – pages 11-14

*We need Jesus more than anyone else. What does it mean to “abide in Jesus?” How do we do it?*

Introduction . . . . .	12
Solo Exercise. . . . .	13
Team Exercise . . . . .	14

### **Community:** staying connected to one another – pages 15-18

*Why is being in community so important for us and our campus? How do we do it?*

Introduction . . . . .	16
Solo Exercise. . . . .	17
Team Exercise . . . . .	18

### **Finding a Coach/Mentor:** every team needs a coach – pages 19-22

*Why is it important to find a coach or mentor for our team? How do we find one?*

Introduction . . . . .	20
Solo Exercise. . . . .	21
Team Exercise . . . . .	22

### **Relationships:** becoming more connected to our wandering friends – pages 23-26

*How do we reach our friends naturally, through relationship, like Jesus did?*

Introduction . . . . .	24
Solo Exercise. . . . .	25
Team Exercise . . . . .	26

### **Story:** we have a great story to tell – pages 27-31

*Who does Jesus want us to reach out to? What do we say? How do we tell the Jesus-Story? Our own story?*

Introduction . . . . .	28
Solo Exercise. . . . .	29
Team Exercise . . . . .	30

### **Trying it out:** following Jesus together – pages 33-38

*What are Holy Experiments? Why are they important? How do we live together this way?*

Introduction . . . . .	34
What Is A Holy Experiment?. . . . .	35
Solo Exercise. . . . .	36
Team Exercise . . . . .	37
A BIG Idea . . . . .	38

## **CAMPUS MINISTRY RESOURCES** – pages 39-68

*The second half of this workbook is dedicated to questions you might have about campus ministry and resources you can use for your campus teams and ministries. You will find a full table of contents for this section on page 40.*

*loving Jesus and loving my friends...*  
**THE ESSENTIALS**

# INTRODUCTION

*What does Jesus want to do through me on my campus  
and  
how will this workbook help me?*

# Introduction

## READ THIS FIRST!

Okay, if you've opened this book and read this far, chances are you understand and believe Jesus has placed you on your campus for a reason. Going to school every day, you know you have a greater purpose than simply passing classes and getting into college. You walk the halls and sit in class each day, surrounded by your peers, knowing that Jesus loves them and wants them to know His love.

So...what is your role? How do you extend the love of Jesus to your friends? How can you and your friends be a light on your campus?

That's what this workbook is for—to walk you through those questions.

The good news is this: loving your friends for Jesus is not a to-do list! It's not some formula or program.

Loving your friends for Jesus is a way of life...a way of loving. It's being transformed by the love of Christ, living accordingly and becoming a friend to others, loving them the same way Jesus loves you.

What does that look like? Well, you've come to the right place! We know there are tons of different ways to do on-campus ministry and tons of great resources out there to help make your ministry stronger, but this workbook is different. We're going to get to the heart of the matter by focusing on the six essentials we think are most important in shaping and transforming your on-campus ministry!

This workbook is intended to be simple, straightforward and interactive. We want to get your heart involved and to help you do some work with Jesus so that the result is a lifestyle of love, a way of living and not a program or to-do list!

The six essentials are as follows:

- **Brokenness:** we all need fixing
- **Abiding:** becoming deeply connected to Jesus
- **Community:** staying connected to one another
- **Finding a Coach/Mentor:** every team needs a coach
- **Relationships:** becoming more connected to our wandering friends
- **Story:** we have a great story to tell
- **Trying it out:** following Jesus together by doing Holy Experiments

Each section will include:

- scripture verses
- short thoughts from those verses
- a solo exercise for YOU
- a group exercise for you and your friends (or your team) to do together.

**Time to dive in!**

*loving Jesus and loving my friends...*  
**THE ESSENTIALS**

# **Brokenness**

*we all need fixing*

*I know my friends need Jesus, but why do I need Jesus?  
And why is that important?*

# Brokenness

## Scripture Verses

*“You do not desire a sacrifice, or I would offer one. You do not want a burnt offering. The sacrifice you desire is a broken spirit. You will not reject a broken and repentant heart, O God.”*

**Psalm 51:16-17 (NLT)**

*“Going through the motions doesn’t please you, a flawless performance is nothing to you. I learned God-worship when my pride was shattered. Heart-shattered lives ready for love don’t for a moment escape God’s notice.”*

**Psalm 51:16-17 (MSG)**

*“You’re blessed when you’re at the end of your rope. With less of you there is more of God and his rule.”*

**Matthew 5:3 (MSG)**

*“Why do you look at the speck of sawdust in your brother’s eye and pay no attention to the plank in your own eye? How can you say to your brother, ‘Let me take the speck out of your eye,’ when all the time there is a plank in your own eye?”*

**Matthew 7:3-4 (NIV)**

*“Each time he said, ‘My grace is all you need. My power works best in weakness.’ So now I am glad to boast about my weaknesses, so that the power of Christ can work through me.”*

**2 Corinthians 12:9 (NLT)**

## Short Thoughts

We often look at our friends and peers at school and think, “Man, they’re so messed up!” But how often do we look at our friends and think, “Man, they’re broken just like me. Dang, we BOTH need Jesus?”

It’s easy to look at others and see how messed up they are, but how often do we look at ourselves and realize how messed up WE are and how much we *still* need Jesus EVERY day?

We all have to realize that we’re in the same boat together. We all fall short and are in need of God’s grace—daily... and not just at salvation. The beauty of it is that God desires to use us in the midst of our brokenness to relate to our friends and share the love and healing of Christ with them (See 2 Corinthians 12:9 above).

# Brokenness

## Solo Exercise...

*this solo exercise is an opportunity for you to work through some questions on your own about your own brokenness. Talk to Jesus about what you are thinking.*

*Here are some quotes from anonymous postcards that people sent in to a well-known website. They expose the secret thoughts of people your age around the country.*

**Read through the quotes and answer the following questions...**

*“I wish my phone would ring more often.” :(*

*“I only ever played sports to feel like my father loved me.”*

*“I make everyone believe that I like to be different, but really I just don’t know how to fit in.”*

*“I think more than usual about killing myself after I have a really good day.”*

*“I only feel beautiful when I’m hungry.”*

*“A real friend would have stayed around and helped me.”*

*“I listen to my friends. I listen to everybody. But no one listens to me.”*

*“I try to be content, but the truth is, life would be so much easier if I were pretty.”*

After reading these secrets, write down which secrets stuck out to you the most and why.



# Brokenness

## Solo Exercise (continued)

Were you able to relate to any of these secrets? Write down a few secrets you have, a few areas of your life where you are broken and struggling with and still need Jesus every day.

Write down the ways Jesus makes a difference in these broken areas of your life?

How would your life be different if you didn't know Jesus?

Read through the secrets one more time. Reflect and think about some of the friends/peers God has put in your life who need Jesus. List their names below.

What might some of their secrets be? Why might they act the way they do? Are you aware of any needs in their life?

If so, write them next to their names above.

Think about your own secrets and deep needs. In what way do you feel like you relate to these friends?

How might Jesus want you to show love to these friends? Take some time to pray for each of these friends. Ask God how He might want to use you in their lives.

## **SOLO CHALLENGE:**

Now it's time to live it out! In the next few weeks, continue to pray and ask God how you can take a step of faith to show love to each of the people listed above. In what ways can you tangibly show love to them? How will you let God work through your weaknesses to extend His love to your peers?

# Brokenness

**Team Exercise...** *this team exercise is an opportunity for you and your campus ministry team to work through some questions about your brokenness together.*

If your team is serious about being a community who exhibits the love of Jesus to others on your campus, it is important that you are honest and real with each other about your need for Jesus, both as individuals and as a group.

Take a few minutes and share with each other what you think you would be like if you didn't know Jesus. How does He make a tangible difference in your life every day?

Share with each other one thing you are currently struggling with and how Jesus is meeting you in your brokenness.

How does your individual brokenness, and your willingness to share that with each other, make your team stronger?

How can your team's collective brokenness help you reach out to and relate to others on your campus or in your youth group?

Take some time to pray together and ask God how He wants to use your collective brokenness, as a team, to love people together and make an impact on your campus.

## **TEAM CHALLENGE:**

What did God say to your team as you prayed together?

What difference would it make if your group became a comfortable place for broken people on your campus to feel loved, welcomed and understood? How can you and your team make this happen?

*loving Jesus and loving my friends...*  
**THE ESSENTIALS**

# **Abiding**

*becoming deeply connected to Jesus*

*We need Jesus more than anyone else.  
What does it mean to “abide in Jesus?”  
How do we do it?*

# Abiding

## Scripture Verses

*“Abide in Me, and I in you. As the branch cannot bear fruit of itself unless it abides in the vine, so neither can you unless you abide in Me. I am the vine, you are the branches; he who abides in Me and I in him, he bears much fruit, for apart from Me you can do nothing.”*

*If you abide in Me, and My words abide in you, ask whatever you wish, and it will be done for you. My Father is glorified by this, that you bear much fruit, and so prove to be My disciples.*

*Just as the Father has loved Me, I have also loved you; abide in My love. If you keep My commandments, you will abide in My love; just as I have kept My Father’s commandments and abide in His love.*

*These things I have spoken to you so that My joy may be in you, and your joy may be made full.”*

**John 15: 4-6, 8-11 (NASB)**

*“Then Jesus said to his disciples, ‘If anyone would come after me, he must deny himself and take up his cross, and follow me. For whoever wants to save his life will lose it, but whoever loses his life for me will find it.’”*

**Matthew 16:24-25 (NIV)**

*“And now, just as you accepted Christ Jesus as your Lord, you must continue to follow him. Let your roots grow down into him, and let your lives be built on him. Then your faith will grow strong in the truth you were taught, and you will overflow with thankfulness.”*

**Colossians 2:6-7 (NLT)**

## Short Thoughts

**Abiding** is one of those mysterious “church words.” The dictionary says “to abide” means:

1. To remain in a place.
2. To continue to be sure or firm; endure.
3. To dwell in or to live in.

So what does “abide” mean when we place Jesus into this definition?

1. To remain in Jesus.
2. To hang in there with Jesus.
3. To dwell in Jesus.
4. To make our home in Jesus.

In the last section, we talked about our need to depend on Jesus every day, in every thing. This is abiding in Jesus.

Notice, Jesus doesn’t tell us to be near Him or next to Him. **He tells us to be IN Him.** Being connected doesn’t just mean that Jesus is merely an addition to our lives, it means that we are literally soaked in Him!

It’s like the difference between caring about someone and being IN LOVE with them. **It’s not just something you do, it’s who you are.** It encompasses all of you.

Also, an important thing to note is that **Jesus’ command is plural.** Jesus is saying, “Y’all abide in Me.” **We are to abide in Him together.** With our teams and in community.

Abiding in Jesus means loving Jesus, obeying Jesus, dying to our own will and wanting what Jesus wants. It means being in Him as He is in us. **Abiding in the love of Jesus transforms us.**

# Abiding

**Solo Exercise...** *this solo exercise is an opportunity for you to work through some questions about abiding, on your own, with Jesus.*

**Read and answer the questions about abiding below:**

- Which parts of your life are you keeping separate from Jesus?
- In your opinion, which parts of your life are IN Jesus? In ways do you see Jesus making a difference in your life?
- Jesus tells us to abide in Him as He abides in us. How does Jesus abide in us?
- The importance of **remaining IN Jesus** is obvious when we look at our brokenness and need for Him. How would your life and friendships be different **if you depended on Jesus EVERY day, in EVERY single thing**?
- What are some tangible ways you can connect to Jesus and be IN Him on a daily basis? How can you be deeply connected to Jesus? (*Lots of people write down things like: read my Bible more, pray more, go to church. While those are all true and good answers, think beyond that*). Think beyond a “to do” list. **Truly being IN Jesus is MUCH more than that.** It's doing EVERYDAY LIFE with Jesus! How can you stay connected to Him throughout your day? While doing the things you love? Things you dislike? At school? At home? Outside?

## **SOLO CHALLENGE:**

It's easy to write things down on paper, but it's harder to live them out. Now's your chance. Go and be IN Jesus as you go. Stay connected to Him!

# Abiding

**Team Exercise...** *this team exercise is an opportunity for you and your community or campus ministry team to work through some questions and practice abiding in Jesus together.*

**Like we said earlier, Jesus tells us to abide TOGETHER. Your team is the perfect place to do just that! Complete the questions and exercises below as a community.**

- How well does our team abide together? In what ways are we all abiding IN Jesus, together, as a community?
- How can you be IN Jesus more as team? Pray about it together and write down your ideas below.
- Below is an exercise called a “**Gospel Sharing Group.**” This is one way for your team to practice being in Jesus as a community. (This is a great resource you can use to dig into Scripture together during your meeting times...just pick a different Jesus-story from the Gospels each time. Another version of this kind of this kind of group meeting is also listed as a **CORE Group** on page 38 of this workbook.) Try doing this together...

**GOSEPL SHARING GROUP** (together...listening – sharing – praying – discovering)

Passage: Mark 2:1-12

PRAY...

- Ask 1-2 people to pray to open. Thank the Lord for what He is about to do.

LISTEN...

- Have one person read slowly through the passage once while everyone listens.
- Ask everyone to share a word or phrase that stuck out to them in the passage.
- Now have someone read the passage again from a different translation of the Bible.

PRAY...

- After, have everyone spend 5 minutes alone, in silence. Talk to the Lord, think about the parts of the passage that stuck out to you, write down what you are thinking, draw a picture, etc.

SHARE...

- When time is up, have each person share what God showed them about the passage and what stuck out to them.
- No long sermons, just simple thoughts you have heard from Jesus and His Word.

DISCOVER...

- Let the sharing time lead you into discussion about the passage.
- Let God lead the conversation wherever He wants.
- What does the passage have to say about your lives? Your campus? Loving others? How can you each live out these things in the next week?

PRAY...

- Close by praying for each other and for the things God has shown the group through the passage.

## Team Challenge...

Staying connected to each other IS abiding in Jesus. How can you stay connected to each other this week and stay connected to Jesus together as a community??

*loving Jesus and loving my friends...*

**THE ESSENTIALS**

# Community

*staying connected to one another*

*Why is being in community so important for us and our campus?*

*How do we do it?*

# Community

## Scripture Verses

*“My prayer is not for them alone. I pray also for those who will believe in me through their message, that all of them may be one, Father, just as you are in me and I am in you. May they also be in us so that the world may believe that you have sent me. I have given them the glory that you gave me, that they may be one as we are one: I in them and you in me. May they be brought to complete unity to let the world know that You sent Me and have loved them even as You have loved Me.”*

**John 17:20-23 (NIV)**

*“They devoted themselves to the apostles’ teaching and to the fellowship, to the breaking of bread and to prayer. Everyone was filled with awe, and many wonders and miraculous signs were done by the apostles. All the believers were together and had everything in common. Selling their possessions and goods, they gave to anyone as he had need. Every day they continued to meet together in the temple courts. They broke bread in their homes and ate together with glad and sincere hearts, praising God and enjoying the favor of all the people. And the Lord added to their number daily those who were being saved.”*

**Acts 2:42-47 (NIV)**

*“And let us consider how we may spur one another on toward love and good deeds. Let us not give up meeting together, as some are in the habit of doing, but let us encourage one another— and all the more as you see the Day approaching.”*

**Hebrews 10:24-25 (NIV)**

## Short Thoughts

We saw in the last section that abiding is a plural action. Jesus tells us to be IN Him... together.

From beginning to end, community is very clearly important to the Lord. God doesn't just love community, **God IS community!** God is The Trinity — Father, Son and Holy Spirit. EVERYTHING Jesus did was done in community with His Father and the Holy Spirit.

Being a community is about more than just hanging out. It's about doing life together, being a family, sharing a purpose and loving others together. It is abiding in Jesus... together.

Jesus is all about being others-centered and being in true community is just that. It teaches us to put others before ourselves, to love and serve others first. Community is practice for the way Jesus asks us to live in the world.

Community is also where we find healing in our brokenness. God uses others to speak into our lives, to love on us and to walk through hard times with us. When we extend this community to others, Jesus says that the world WILL come to know Him. Our broken world is longing for community and connection! You have the opportunity to provide a great example of healthy community for everyone on your campus. In your youth group.

SO this is how you share Jesus with the world... together!

(continued on next page)



# Community

**Solo Exercise...** *this solo exercise is an opportunity for you to work alone through some questions about the role of Jesus-centered community in your life.*

**Read and answer the questions about community below:**

- Why do you need to be in community?
  
- Sometimes it's hard to be with the people we need most, so instead we choose to hang out with those who keep things on a surface level. Do you relate to this? Write down why or why not.
  
- In what ways do you resist being in community and being real with others?
  
- List the people in your life who have played a role in connecting you to Jesus at some point in your life. What made their relationship so important to you? How did it change you?
  
- Do you currently have a real community in your life? If so, where? If not, why not? What's keeping you from pursuing it?
  
- For you, how might being in community encourage you in your relationship with Jesus?
  
- Name some ways being in community makes you more effective in loving others on your campus for Jesus.

## **Solo Challenge...**

Do you have some real community in your life? If not, what are you waiting for? Try and take the first step. Pick up the phone and call someone within the next few weeks.

# Community

**Team Exercise...** *this team exercise is an opportunity for you and your community or campus team to answer some questions and practice being together in community.*

- Together, write out how there is a sense of community in your team.
- Pray and then talk together how your team can go deeper in relationship together and become a more tight-knit community who abides together. What is God saying to your team?

Below is an exercise that is simply called “**Share, Pray, Discover.**” Do this exercise together. This is a great resource and model for your ministry team meetings and a great way to go deeper in community together. You don't have to do everything in every meeting...you can pick and choose and switch things around.

## SHARE:

- A story about what God has done in your life since you last met.
- A story about what God is doing in your relationships with the peers God has put on your heart to love and reach out to.
- Prayer requests for those peers.
- Personal prayer requests.

## PRAY:

- For your campus and for the needs that can be met on that campus.
- Pray for each other, as missionaries, and for the requests that were expressed.
- Pray for the peers God has placed on your heart.
- Pray the Spirit would lead your team and empower you to love others on campus.

## DISCOVER:

- What can you specifically do this week to seek out and show love to those peers God has placed on your heart?
- What are some things you can do to tangibly meet those identified "needs" on your campus (or with your peers) and serve like Christ did?
- What step of faith are you willing to take for a friend that might bring them closer to Jesus?
- What are some other things you feel the Spirit is calling your team to actively do on your campus (that will meet needs and benefit your personal ministries)?

**Team Challenge...** Are you and your team serious about being a community who reflects the love of Christ? Are you ready to take some risks for the sake of deeper community? Here's a real challenge for you:

***Get a bucket, some water and some towels and wash each other's feet (aka John 13:14)!  
We're serious. WE DARE YOU!***

*loving Jesus and loving my friends...*

**THE ESSENTIALS**

# Finding a Coach/Mentor

*every team needs a coach*

*Why is it important to find a coach or mentor for our team?*

*How do we find one?*

# Finding a Coach/Mentor

## Scripture Verses

*“Come, follow me,’ Jesus said, ‘and I will make you fishers of men.’”*

**Matthew 4:19 (NIV)**

*“For even if you had ten thousand others to teach you about Christ, you have only one spiritual father. For I became your father in Christ Jesus when I preached the Good News to you. So I urge you to imitate me.*

*That’s why I have sent Timothy, my beloved and faithful child in the Lord.*

*He will remind you of how I follow Christ Jesus, just as I teach in all the churches wherever I go.”*

**1 Corinthians 4:15-17 (NLT)**

*“Follow my example, as I follow the example of Christ.”*

**1 Corinthians 11:1 (NIV)**

## Short Thoughts

The Bible is full of examples of coaching and mentoring. Obviously Jesus was the ultimate coach, but He’s not our only example. Barnabas mentored Paul, who mentored Titus and Timothy, who mentored Epaphras, and on and on and on. The point is, God makes it clear that it’s important to have older people in our lives who guide us and encourage us.

As you and your team love on and pour into your peers at school, it’s important to you to have someone who, in turn, encourages and pours into your team! This is all part of being a disciple.

A coach/mentor can be a teacher, a youth worker or just an older friend who loves Jesus and wants to help your team impact your campus for Christ! It’s important to find someone who will empower you, rather than someone who will take over and try to run things for you. Just think about the coach of any sports team...the coaches don’t play the game...the players do! It’s important to find an adult who won’t “bench” you just because “adults can do it better!”

Coaches are THERE for their players. They support them. Coaches answer questions and help students find answers. They applaud their players’ efforts, not just their successes. Good coaching involves good relationships. Your coach should put the needs of your team above their own...they should be interested in your growth as a follower of Jesus above all else! It’s also important to find someone who is more interested in helping you learn to love people like Jesus than someone who just wants to add numbers to your Bible club.

As you read this section, start thinking about some adults in your life who you look up to and who fit the characteristics we’ve listed so far. Your team will be much better supported and equipped if you have someone discipling you as you learn to disciple others!



# Finding a Coach/Mentor

**Team Exercise...** *this team exercise is an opportunity for you and your community or campus team to answer some questions about finding a coach and/or a mentor for your group.*

It's one thing to have a teacher sponsor, but a coach is something totally different. Your teacher-sponsor MIGHT be your coach, but they could just simply be the person who lets you use their room and gives you a thumbs up! A coach is much more than that. Read and answer the questions about finding a coach below:

Jesus was the ultimate coach...obviously! In your team, complete the chart below. Read the passages listed on the left and then answer each of the questions across the top for each passage:

<b>Bible Passage</b>	How do you see Jesus acting like a coach?	What are the lessons that Jesus taught His Disciples in this story?	What can your team learn from this story about loving others on your campus?
Jesus sends out the 12 disciples <b>Matthew 10</b>			
The Great Commission <b>Matthew 28:18-20</b>			
The Feeding of The 5,000 <b>Matthew 14:13-21</b>			

Obviously, there are plenty more passages in Scripture where Jesus coaches and mentors His disciples. Can you think of any others? What do you notice about Jesus as a coach in those passages?

## Now it's time to think and pray with your team.

If your team doesn't yet have a coach, take some time to ask God for the name of someone your team knows who might be a good coach for your team.

- Write down the name(s) you hear and next to their name, write down some of the reasons they would be a good Jesus-style coach for your team
- It could be a teacher, youth pastor, staff at your youth group, or a staff person from Youth For Christ, Young Life, FCA, CRU, or National Schools Project, etc.
- Try to think of someone who would be willing to meet with you guys outside of school and someone who has a heart for campus ministry.
- If you can't think of anyone, send an email to us at [mail@socalyfc.org](mailto:mail@socalyfc.org) and we will try to set you up with someone):

## Team Challenge...

Yep, you guessed it, this is the part where action is required. We challenge you to contact the person(s) you listed above and ask them to go out to lunch with all or some of your team. Talk with them about your team's vision and passion for your campus and ask them if they'd be willing to help by being your coach.

*loving Jesus and loving my friends...*  
**THE ESSENTIALS**

# Relationships

*becoming more connected  
to our wandering friends*

*How do we reach our friends naturally,  
through relationship, like Jesus did?*

# Relationships

## Scripture Verses

*“We loved you so much that we were delighted to share with you not only the gospel of God but our lives as well, because you had become so dear to us.”*

**1 Thessalonians 2:8 (NIV)**

*“Even though I am free of the demands and expectations of everyone, I have voluntarily become a servant to any and all in order to reach a wide range of people: religious, nonreligious, meticulous moralists, loose-living immoralists, the defeated, the demoralized—whatever. I didn’t take on their way of life. I kept my bearings in Christ—but I entered their world and tried to experience things from their point of view. I’ve become just about every sort of servant there is in my attempts to lead those I meet into a God-saved life. I did all this because of the Message. I didn’t just want to talk about it; I wanted to be in on it!”*

**1 Corinthians 9:19-23 (MSG)**

*“Laugh with your happy friends when they’re happy; share tears when they’re down. Get along with each other; don’t be stuck-up. Make friends with nobodies; don’t be the great somebody.”*

**Romans 12:15-16 (MSG)**

*“This is how we know what love is: Jesus Christ laid down his life for us. And we ought to lay down our lives for our brothers. If anyone has material possessions and sees his brother in need but has no pity on him, how can the love of God be in him? Dear children, let us not love with words or tongue but with actions and in truth.”*

**1 John 3:16-18 (NIV)**

*“This is my command: Love one another the way I loved you. This is the very best way to love. Put your life on the line for your friends.”*

**John 15:12-13 (MSG)**

## Short Thoughts

Relationships are possibly the most fundamental and important thing in the universe. God’s love for us and desire to be in relationship with us are why He created us, why He wanted to redeem us, why Jesus died on the cross for us, why He tells us to share His love with others, and why God still loves us no matter how messed up we are. Relationships are fundamentally important!

Relationships are not only one of the greatest motivations behind the love of God, but it’s also the WAY He desires for us to share His love with others! As you desire to share Jesus with your peers on campus, it’s important you understand the importance of building a relationship with them, learning their story, understanding who they are, their needs, sharing with them who you are, and being a TRUE friend to them. Nothing will communicate the love of Jesus more than authentic relationship.

And keep this in mind, **Jesus is ALWAYS the first person in any relationship!** Jesus was in your friend’s life before you were. Jesus is there while you are, and He will be there long after. So, in any real relationship, there are always three different people involved—you, your friend, and Jesus.

Sharing Jesus is about sharing life with people. Start thinking of different friends God has placed in your life as you begin to work through this section.



# Relationships

**Solo Exercise...** *this solo exercise is an opportunity for you to work alone through some questions about the relationships God is calling you to in your life.*

Ask God to give you the names of 3-5 people that He wants you to care for, to build a friendship with and to share Jesus with. Who is He trying to connect you to? It may be someone you already know or someone you've never met. Think about everyone you interact with on a daily basis...at school, work, on the bus, in class, in sports, etc.

How do you know these people? What is your relationship with them like? Is there anything holding you back from loving them?

Where do you see Jesus at work in these relationships? In their lives?

**Ask God to show you some needs these people have in their lives.** Maybe they don't have many friends and often eat alone at school, or perhaps they are from a divorced family and fear people walking out of their life.

**How can you specifically serve and show Jesus' love to these people in these areas?** Maybe eat lunch with them, give them a ride home, get to know their story? Maybe invite them to coffee or the movies, invite them to hang out with your friends, invite them to youth group, write them an encouraging note? **Ask Jesus for some ideas.**

## Solo Challenge...

Start praying for these friends and keep them in mind for the solo exercise in the next two sections.

# Relationships

**Team Exercise...** *this team exercise is an opportunity for you and your community or campus team to investigate the relationships God is calling you to as a team.*

**As a team, reread the verses listed at the beginning of this section (on page 24). What do these verses tell you about relationships and loving others? List your answers below.**

- Ask God to lead you...then **list 3-5 groups of people** God is calling your team to reach. Ask Him to help you understand their needs and how He wants you to reach out. You may know them or not, you may like them or not. Maybe new freshman, students typically seen as outcasts, new or hard-to-like students in youth group, the less fortunate in your community, or other clubs on campus you may or not agree with.

**Now, ask God to help you answer the following questions for each of these groups on your campus:**

- How do you know these groups? What is your relationship with them like? Are they easy or hard for you to love? Is there anything holding you back from loving them (e.g. you're afraid they might think you're a stereotypical, judgmental Christian)?

- Where do you already see Jesus at work in these relationships?

- Ask God to show you some needs these groups of people have in their lives. How can your team specifically serve and show Jesus' love to these people in these areas. Maybe arrange a joint club hangout, make food for their club meeting, hang out with them and ask them questions about why their club is important to them.

What are some ways your team can each invest in the lives of individuals in these groups?

## Team Challenge...

Start praying for these groups and the individuals in them as a team! Make sure you complete the exercises in the next sections while keeping these groups in mind.

*loving Jesus and loving my friends...*  
**THE ESSENTIALS**

# Story

*we have a great story to tell*

*Who does Jesus want us to reach out to?*

*What do we say?*

*How do we tell the Jesus-Story? Our own story?*

# Story

## Scripture Verses

*Go out and train everyone you meet, far and near, in this way of life,  
marking them by baptism in the threefold name: Father, Son, and Holy Spirit.*  
**Matthew 28:18 (MSG)**

*The woman left her water jar beside the well and ran back to the village, telling everyone,  
“Come and see a man who told me everything I ever did! Could he possibly be the Messiah?”  
So, the people came streaming from the village to see him.*  
**John 4:28-30 (NLT)**

*Instead, you must worship Christ as Lord of your life.  
And if someone asks about your hope as a believer, always be ready to explain it.*  
**1 Peter 3:15 (NLT)**

*The man who Jesus had freed from the demons begged to go with him.  
But Jesus sent him home, saying, “No, go back to your family, and tell them everything  
God has done for you.” So, he went all through the town proclaiming the great things Jesus had done.*  
**Luke 8:38-39 (NLT)**

## Short Thoughts

We all live inside of three stories: 1) Jesus' Big Story, 2) our own individual story, and 3) the stories of our friends and family members. Jesus understood this. When He left us to go to heaven, He told us to make disciples...to tell His Big Story to others. (Matthew 28 above)

BUT...Jesus also understood that not everyone was ready to hear His Big Story. John 4 tells the story of Jesus listening to the story of a complete stranger. In their conversation, Jesus ended up telling her His Big Story.

Jesus was a good listener. He listened to this woman first, then she listened to Him...and her life was forever changed. The verses above (John 8:28-30) show how completely changed she was. She got so excited that she went out begging people to come listen to Jesus.

Peter told early Christians (and us too) to be ready to answer people when they ask us why we follow Jesus...or go to church, etc. Sermons don't work very well here. But our own story of why we follow Jesus can really make a difference. If told with respect for others, our own personal story cannot be ignored.

Jesus not only helped people who were in trouble, He also sent them out to talk about what had happened to them because of their time with Jesus. The verses from Luke 8 (above) tell the end of the story of Jesus healing the violent, demonized person on the shores of Galilee. After this man was healed, he begged to come with Jesus. But instead of allowing him to come along, Jesus sent him back home to tell his own story to his family and friends. Which he did. Weeks later, when Jesus came to this man's "homeland" everyone was anxious to hear Jesus teach.

Why? Because of this man's changed life...and his story of meeting Jesus.


People will listen to and remember the stories they hear far longer than any sermons.

# Story

**Solo Exercise...** *these two solo exercises are an opportunity for you to work alone through some questions about Your own story and who Jesus wants you to reach out to.*

**FIRST - Who is Jesus calling me to pray for and to reach out to? Ask Him!**

Ask Jesus to give you the names of 5 of your friends who are far from Jesus.  
Write their names down here:



**Assign each one of your fingers one of these names.** Now you have a list of friends to pray for that will always be with you.

Take a moment and pray for each of these 5 friends by name. **Ask Jesus** to give you a chance to spend some time with one of them this week...so you can hear more of their story.

**SECOND - What do I say? My 15-second Testimony...first we start with our own story.**

**How can I tell my own story clearly and simply?**

Ask Jesus to give you **two words or short phrases** that would describe your life **before you decided** to become a committed follower of Jesus. Fill in the blanks.

\_\_\_\_\_ **and** \_\_\_\_\_

Ask Jesus to give you **two words or short phrases** that would describe **how or why you decided** to become a committed follower of Jesus. Fill in the blanks below.

\_\_\_\_\_ **and** \_\_\_\_\_

Ask Jesus to give you **two words or short phrases** that would describe your life **since you decided** to become a follower of Jesus. Fill in the blanks below.

\_\_\_\_\_ **and** \_\_\_\_\_

**Here's an example...** *the six word/phrases are in bold...it is less than 15-seconds long.*

"Before I met Jesus, even though I was **very religious**, I was also **very fearful** of being abandoned by others and of failure. But Jesus **pursued** me and I **chose to commit** my life to Him. Since then, I have grown to be **less fearful** and **more hopeful** in my life."

## Solo Challenge


Practice telling your own story with a Christian friend. Listen to their story. Help each other out so you can be ready to tell your story when one of your friends. THEN...ask Jesus to give you one opportunity this coming week to be with a friend who is far from Jesus...LISTEN to their story...if they ask you, be ready to tell more of your story.

# Story

**Team Exercises...**...these three team exercises are an opportunity for you and your community or campus team: 1) to begin to learn how to tell Jesus' Big Story in a simple way, 2) to learn to LISTEN by hearing each other's stories, 3) to begin to pray for each other and for all of our friends who are far from Jesus...as a team.

**FIRST EXERCISE – How do I tell Jesus' Big Story?** Practice using the "3-Circles" to tell Jesus' Big Story!

Check out this "3-Circle" drawing of Jesus' Big Story below...



How does this work?

**A real life story:** One student had this 3-Circle sticker on his water bottle at track practice. One of his teammates saw it and asked what it was. He told him. Others saw them talking and came over. He explained the 3 circles again. Their coach saw them talking and asked what was going on. The student explained it one more time. In a few minutes, almost the whole team heard Jesus' Big Story.

This is what he said:

**Circle #1** is our messed up world. A lot of things are really wrong, am I right? While there are some great people, there are a lot of really bad things going on.

**The squiggly lines** are ways we try to fix things. Some of us try relationships. Others abuse substances so they can feel better for awhile. We all try to help each other, but the world is still pretty messed up.

**Circle #2 with the heart** is how God created the world to be. This is how He wanted it to be. It was a world filled with love with one another and with God.

**But we didn't want God's plan** so we ran away...we rebelled like the little stick figure guy running at the top. This is how we ended up with the way things are today.

**Circle #3** is what God did to fix things. The really good news is that God is NOT OKAY with things staying messed up like they are. SO...God sent Jesus down and He lived a perfect life. The authorities executed Jesus by crucifixion on a cross. Jesus did not stay dead. He came back to life three days later.

**If we choose** to make Jesus the Lord (boss) of our life, He will make us into a new person on the inside...so we can live in Circle #2 even though the world around us is still pretty broken up.

This is how I can live in Circle #2 now. **Which circle do you see yourself living in?**

FOR YOU & YOUR TEAM...we have stickers like this available for you to use. Just email us at:

# Story


## Team Exercises (continued)

**NOW...Break up into small groups of 2 or 3.**

In your small group...

Ask Jesus to help you tell His Big Story well...just like our friend from the track team.

The oldest person goes first...again. Take turns telling **Jesus' Big Story** to your teammates by using the 3-Circle Diagram. **Help each other out!**



**Another way to do this...**you will NOT always have a sticker. Practice telling Jesus' Big Story to each other by just telling the big story and drawing the 3 circles. In the same order as on the previous page.

**Two tips...** 1) **you don't need to call the circles by their number.** Just point to them as you talk. 2) **unless you are an artist,** you can leave the "little stick guys" out.

You can draw the 3-Circle diagram in the space below.

**Remember...**to ask that last question on page 31, "Which circle do you see yourself living in right now?"

# Story

**SECOND EXERCISE – How do I become a better listener? Practice listening to one another!**

Break up into small groups of 3 or 4.

In your small group...

Ask Jesus to help you listen to each story you hear.

The oldest person goes first. Take turns telling **your 15-second testimony** to your teammates.

When each story is done, your teammates will ask questions. Please respond to help your teammates better understand your story.

Then take any one of the **six words** from your 15-second testimony (on page 30) and explain that word a bit to your small group. Again, allow time for questions to be asked.

**Repeat**...until each person has had a chance to tell their story and be heard.

**Remember**...the best way to tell any story is to have a conversation.

**THIRD EXERCISE – How can I be encouraged? Pray for one another and for our far-from-Jesus-friends!**

Break up into small groups of 3 or 4.

In your small group...

**SHARE**...take turns in sharing one of your friend's first name with the group. Tell them one reason why you think your friend needs Jesus...not just because they need to go to Heaven.

**PRAY**...after each name is shared, take turns in asking Jesus to give them a chance to grow closer to Jesus in the next week. Also, ask Jesus for a chance to hear more of their story and to be able to share some of your story sometime in the next week.

**DISCOVER**...as you are praying for one another and your friends, listen for any thoughts that might pop into your brain about a **Holy Experiment** you might try for your friend. Information on "Holy Experiments" can be found on pages. 33-38.

## Team Challenge

Keep praying for each other and your far-from-Jesus-friends. You might even want to start a **CORE Group** to help everyone stay focused in following Jesus together.

**Core Groups** are explained on page 38. Go to: **SoCalcoregroups.com**



*loving Jesus and loving my friends...*  
**THE ESSENTIALS**

# Trying it out

*following Jesus together  
by doing Holy Experiments*

*What are Holy Experiments?*

*Why are they important?*

*How do we live together in this way?*

# Trying it out

## Scripture Verses

*Jesus now called the Twelve and gave them authority and power to deal with all the demons and cure diseases. He commissioned them to preach the news of God's kingdom and heal the sick.*

*He said, "Don't load yourselves up with equipment. Keep it simple; you are the equipment. And no luxury inns—get a modest place and be content there until you leave.*

*If you're not welcomed, leave town. Don't make a scene. Shrug your shoulders and move on."*

*Commissioned, they left. They traveled from town to town telling the good news of God, the Message, and curing people everywhere they went.*

**Luke 9:1-6 (MSG)**

*Then the Lord commissioned seventy-two other disciples and sent them off in twos as advance-parties into every town and district where he intended to go.*

*Later the seventy-two came back full of joy.*

*They said, "Lord, even evil spirits obey us when we use your name!"*

*"Yes," returned Jesus, "I was watching and saw Satan fall from heaven like a flash of lightning! It is true that I have given you the power to tread on snakes and scorpions and to overcome all the enemy's power..."*

*At that moment Jesus himself was inspired with joy, and exclaimed,*

*"O Father, Lord of Heaven and earth, I thank you for hiding these things from the clever and the intelligent and for showing them to mere children! Yes, I thank you, Father, that this was your will."*

**Luke 10:1 and Luke 10:17-20 & 22 (JB PHILLIPS)**

*"I tell you the truth, anyone who believes in me will do the same works I have done, and even greater works, because I am going to be with the Father.*

*You can ask for anything in my name, and I will do it, so that the Son can bring glory to the Father.*

*Yes, ask me for anything in my name, and I will do it!"*

**John 14:12-14 (NLT)**

## Short Thoughts

Jesus was **NEVER** stingy with His power. He always gave His followers chances to use His power to do God's will here on earth. First, Jesus showed them God's power by healing, feeding huge crowds with nothing but a single sack lunch, and even raising the dead.

The only problem with this was that Jesus' followers needed to trust Him. They needed to have faith to try "impossible" things whenever Jesus told them to. The Luke 9 passage above is where Jesus sent out the Twelve. They were to go out with no money, to offer to heal the sick, and to tell people about the Good News of Jesus. Kinda scary. No money. No cell phones.

The Luke 10 verses tell about Jesus sending out 72 others with the same exact instructions. The second part of the Luke 10 passage has them returning with some really great stories!

When they returned, Jesus got all excited! Why? Because Jesus had living proof of what would happen when He gave His power and authority to very ordinary people, miracles could happen!

The last night Jesus was with His people, He promised to send them the Holy Spirit. In the John 14 passage (above), Jesus tells His people that when He sent the Holy Spirit to them, they all would do even greater things than He had ever done. Jesus said that the Spirit would lead them to bring glory to God. All they had to do was obey.

A "Holy Experiment" is: **taking a step of faith for a friend discovered in prayer.** It's what those 72 guys did over 2,000 years ago. Why? Because Jesus told them to.

# Trying it out

## What Is A Holy Experiment?

*A Holy Experiment is taking a step of faith for a friend, discovered in prayer.*

Scientific experiments are great because they have no guaranteed outcome or required result. You are trying something just to see what happens. Shouldn't life with Jesus be the same way?

Following Jesus means listening to the Holy Spirit and responding. God puts something or someone on your heart. So, you try to obey what you think He wants you to do. And then you just sit back and see what God does.

Often, we put so much effort and planning into ministry on our campus. We make so many plans. And sometimes we fail and get very discouraged. But think about it... God never asks us for a specific outcome. God just wants us to listen and then make an experiment of listening to people and loving them. Regardless of the outcome, God is glorified because we stepped out in faith. Our part in all this is to obey. ***The only way to mess up an experiment is to NOT try it!***

SO... how would your life and ministry change if you did all of it as a "Holy Experiment" with Jesus? What would this look like on your campus? Think about this as you work through this section.

## Holy Experiment Story

A ministry team of students went to their local shopping mall to see how they could serve (Holy Experiment!). They ended up at Target, collecting the shopping carts in the parking lot and putting them back into the store. It seemed simple and not very impressive, but the Target employee in charge of the carts responded by saying, "Whoa! No way! You guys just made my day! Thank you!" Serving others can be extremely simple.

Holy Experiments are **not** just about what we do. They are about listening, stepping out in faith and seeing what GOD wants to do through us!

# Trying it out

**Solo Exercise...** *this solo exercise is an opportunity for you to work alone through some questions about the role of Holy Experiments in your life!*

- Write down a story about a time when you listened to God and did something ordinary, but He turned it into something extraordinary.
  
- Remember the 3-5 people you listed on pages 25 & 26 in your solo exercise in the Relationship section? Rewrite the names of those people below, then look back at that section and read the answers you wrote about those friends.
  
- Ask Jesus to help you meet a need in their lives this week. Ask Jesus if He can help you think of a Holy Experiment that you can do this week to pursue them and show Jesus love to them.

## Solo Challenge

This week, we challenge you to **COMPLETE ALL OF THE HOLY EXPERIMENTS** you listed above. Don't be afraid. God has gone before you in the lives of these people. Don't worry about the outcome. God is asking you to take a chance for the sake of these people encountering His love. Take a risk—**GO LOVE SOMEONE!**

# Trying it out

**Team Exercise...** *this team exercise is an opportunity for you and your community or campus team to answer some about doing Holy Experiments together.*

Read Acts 8:26-40 in your Bible, as a team, and then answer the questions below:

- How is this passage an example of a Holy Experiment? Where do you see Philip listening to the Lord and obeying Him?
  
  
  
  
  
  
  
  
  
  
- What ordinary thing did Philip do in this passage? How did God make it extraordinary?

Write down a story about a time your team did something ordinary and God turned it into something extraordinary (e.g. Taking snacks to the freshman football team, or picking up trash on campus).

Look back at the groups your team listed in the Relationships section on page 26. Rewrite the list in the space below. Then look back and reread your answers for the questions we asked you about these groups.

Based on the needs you see in these groups, what Holy Experiments can you try this week in order to pursue them, to get to know them better, to serve them, and to show Jesus' love to them?

## Team Challenge

This is it. It's **GO TIME!** Take everything you've learned together as a team and put it into action. We challenge you to COMPLETE ALL OF THE HOLY EXPERIMENTS you listed THIS WEEK. THIS is your mission as a team of students who love Jesus and want to impact your campus for Christ!  
**GO LOVE SOME PEOPLE!!**

# Trying it out

## CORE Groups...a big idea...

**CORE Groups** are teams of students with adult coaches who together, follow Jesus in a way that naturally invites friends to discover Jesus with them.

**CORE Groups** can be made up of students in a church small group, a Christian Club leadership team, or any other group of young Christians who want to see their friends come closer to Jesus.

There is **strength in numbers**. When we are together, we can encourage each other.

In the Message translation, Hebrews 10:24-25 says:

“Let’s see how inventive we can be in encouraging love and helping out, not avoiding worshipping together as some do but spurring each other on, especially as we see the big Day approaching.”

Wouldn’t it be great to be able to pray for each other and be prayed for each week?

No matter how good or how bad the week was, if we know that someone will be praying with us and for us, we can endure a lot!

**CORE Groups** are comprised of small groups of students who meet regularly with an adult coach. Usually these teams meet every week.

**There are three elements** that are always included in a **CORE Group** gathering time: **SHARE-PRAY-DISCOVER**.

These elements are more than agenda items, they are the backbone of how a Core team interacts.

**SHARE:** teammates share with one another the details, events, and meanings of their encounters with God’s Story, Their Own Story, and Their Friends’ Stories from the past week. They talk about how their **Holy Experiments** turned out during the past week.

**PRAY:** teammates pray for one another. They encounter God together in intercession, thanksgiving, scripture meditation, confession, etc.

**DISCOVER:** in prayer, teammates discover what God wants to do through them for the sake of their friends in the coming week. They tell each other what **Holy Experiments** they believe God wants them to do in the coming week.

## CORE Group Challenge

1. Approach one or two of your friends to start a CORE GROUP.
2. Ask an adult to meet with you each week.
3. You can get free CORE Group curriculum sent to you each week by going to: [socialcoregroups.com](http://socialcoregroups.com) or by texting CORETEAM to 66866

# Campus Ministry Resources

# Campus Ministry Resources

## Table Of Contents

If you still have some questions about on-campus ministry and need some more detailed help, this is the section for you! Below are some frequently asked questions and the page numbers where you can find answers. Feel free to dig in.

### **What Should Our Team Do When We Meet Together?** – pages 41-42

This resource will give you an outline for how to spend time with your campus ministry team and give you ideas about how to stay connected to each other throughout the week.

### **How Can Our Team Spend Time in the Bible Together?** – pages 43-44

This is a simple tool your team can use to dive into Scripture together with almost no preparation.

### **What If We Want to Start an On-Campus Club?** – pages 45-49

If your team is at a place where you are interested in starting an on-campus club, this is the chapter for you.

### **What Are Some Creative PRAYER Ideas For Our Campus?** – pages 50-51

You already know that prayer is essential for your ministry on campus and sharing Jesus with your peers. These pages will give you some creative ideas about different ways to pray!

### **What Are Some Creative OUTREACH Ideas For Our Campus?** – pages 52-53

Although relationships are foundational in sharing Jesus with others, there are also other ways to do outreach on your campus. Here are a few creative ideas to help you out.

### **What If We Run Into Legal Issues Along the Way?** – pages 54-57

You might run into some bumps along the way when trying to establish a club on campus. This section will help you become aware of your legal rights and the places you can go for legal help if necessary.

### **What Do Educators (Teachers) Need to Know?** – pages 58-61

If you are the teacher sponsor of an on-campus ministry OR just a teacher who loves Jesus and wants to impact the lives of your students, this section will inform you of your rights and give you some ideas to empower your students.

### **For Youthworkers and Parents: How Can I Help My Students Become More Effective On Their Campus?** – pages 62-65

As the adults in a student's life, how can you help encourage and empower them to make an impact on their campus for Christ? This section will give you some tips and ideas.

### **Can You Give Me Some Helpful Links and Contacts in Case I Need More Help?** – pages 66-68

Whether you are a student, an educator, or a youthworker, here is a list of other resources and contacts that may be helpful to you as you love Jesus and love others on your campus!

We have divided this section into two parts in order to be more helpful to you.

- **Helpful Online Content for Your Ministry Team** – page 67  
These links will unlock great content for your on-campus ministry as well as for your own personal knowledge and growth.
- **Potential Campus Ministry Partners for Your Ministry Team** – page 68  
These organizations work with students, teachers, and youthworkers to build healthy on-campus ministries. One or more of them might be a great fit for you and your campus ministry team.



# What Should Our Team Do When We Meet Together?

*This resource will give you an outline for how to spend time with your campus ministry team and give you ideas about how to stay connected to each other throughout the week.*

# Share – Pray – Discover

**Share, Pray, Discover...** is an exercise you and your team completed together in the “Community” section of this workbook. This exercise is an excellent way for your team to spend time together, going deeper in community, getting to know each other better, praying for each other, discovering the people God is calling you to reach

out to on your campus, encouraging each other, and keeping each other accountable for actively loving the people God has placed on your heart. We recommend using this outline to guide your times together. You can pick and choose which aspects of the exercise you do from week to week if you are short on time.

## SHARE... PRAY... DISCOVER

### SHARE:

- A story about what God has done in your life since you last met.
- A story about what God is doing in your relationships with the peers God has put on your heart to love and reach out to.
- Prayer requests for the peers on your list, adopt those peers and be responsible for them as a team.
- Personal prayer requests.

### PRAY:

- For your campus and for the needs that can be met on that campus.
- Pray for each other, as missionaries, and for the requests that were expressed.
- Pray for the peers God has placed on your heart.
- Pray for teachers, administrators, coaches, etc.
- Pray that the Spirit would lead you and give you wisdom into what you can do/be on your campus .

### DISCOVER:

- What can you specifically do this week to seek out and show love to those peers God has placed on your heart?
- What are some things you can do to tangibly meet those identified "needs" on your campus (or with your peers) and serve like Christ did?
- What are some other things you feel the Spirit is calling your team to actively do on your campus (that will meet needs and benefit your personal ministries)?
- Keep each other accountable for these things (“Holy Experiments”) and share stories about what happened next week.

# How Can Our Team Spend Time in the Bible Together?

*This is a simple tool your team can use  
to dive into Scripture together  
with almost no preparation.*

# GOSPEL SHARING Groups

This resource is a great way for your team to practice community and abide in Jesus together by being in Scripture.

**The Bible is God's story...**it's how we get to know Him better. **Gospel Sharing Groups** focus on passages out of the Gospels because studying how Jesus lived, taught and loved is the best way for your team to learn to love Him and love others on your campus!

You can pick any passage from the Gospels for this exercise. That's really the only preparation needed!

Enjoy and let God lead your conversation wherever it might go.

## GOSPEL SHARING GROUP

### **Purpose:**

To deepen your relationship with Christ and abide in Him together as a team.

- No advanced Bible knowledge is needed.
- Emphasis on personal sharing and using the Word of God to speak to us as His people carrying on a group conversation with Jesus.
- Consists of 3-8 people who want to follow Jesus more closely.

### **Preparation needed:**

- Choose a passage from one of the four Gospels.
- If you have time, you can print the passage out (in two different translations) so that the group can take notes on the paper, rather than in their Bible.
- Have a willing ♥.

### **What to do:**

- Ask 1-2 people to pray to open. Thank the Lord for what He is about to do.
- Have one person read slowly through the passage once while everyone listens.
- Ask everyone to share a word or phrase that stuck out to them from the passage.
- Now have someone read the passage again from a different translation of the Bible.
- After, have everyone spend 5-10 minutes alone, in silence. Talk to the Lord, think about the parts of the passage that stuck out to you, take notes, etc.
- When time is up, have each person share what God showed them about the passage and what stuck out to them.
- Let the sharing time lead you into discussion about the passage. Let God lead the conversation wherever He wants.
- What does the passage have to say about your lives? Your campus? Loving others? How can you live out these things next week?
- Close by praying for each other and what God has shown the group through the passage!

**NOTE:** this is very similar to the CORE Group meetings detailed on page 38.

# What If We Want to Start an On-Campus Club?

*If your team is at a place where  
you are interested in starting an on-campus club,  
this is the chapter for you.*

# Starting a Club: The Checklist

**Before beginning a club on your campus** make sure you meet the following requirements:

- You have assembled a ministry “team/community.”
- Your team has worked through the first half of this workbook together.
- Your team is regularly practicing abiding in Christ together.
- Your team members are already actively loving, serving and reaching out to other students on your campus through relationships.
- Your team has spent time in prayer and you feel that the Holy Spirit is leading your team to start a club on your campus.

The reason we have put this list before you is because, often times, students jump into starting a Christian club on their campus right off the bat. The problem is, unless the students are already practicing sharing Jesus through loving others, their club won't be effective in reaching out to their campus. Relationships are the foundation. Organized ministries, like clubs, should be used to ENHANCE the relational ministry you're already doing.

**Warning:**

Christian clubs can often become “Christian bubbles” that hardly make any difference at all. At the minimum, Christian clubs should be a place encourage each other, spur each other on to serve your campus and to create a welcoming community for your friends and peers who don't yet know Jesus.

**Tip:**

**THINK OUTSIDE THE BOX!** You don't have to create a “Christian” club to have a presence on campus. Think about other creative outreach-oriented clubs you could start that would appeal to more than just Christians. Like a service club, an athletic club, etc.

Now that we've covered all of that, we will release you to get started.

## DREAM TOGETHER...

- If you feel the Lord is calling your team to create a club, get together with your team, and anyone else who is interested, to discuss WHY you want to start a ministry or outreach... WHY have a club?
  
- Discuss what the PURPOSE of the ministry will be. What has God laid on your heart to accomplish through this campus club?
  
- Discuss and pray about the TYPE of club you're interested in starting. Whether it's a Christian club, a service club, a prayer club, a club dedicated to a specific cause (like providing clean water), an athletic club (like FCA), etc!

(continued on next page)

# Starting a Club: The Checklist

## **PRAY TOGETHER...***really ask Jesus for Him to lead your team*

- Thank God for all He desires to do on your campus.
- Pray that He would give you a bold vision for non-Christian students and your campus.
- Pray that He would prepare your hearts and walk you through the beginning of this process.
- Pray that God would open doors on your campus for effective ministry.
- Pray that He would prepare the hearts of the school administration and make them open and receptive to your club.
- Pray that He would use your club to bring many to Christ on your campus!

## **DO RESEARCH...***get a feel for the needs on your campus and what's happening there already*

- Find others on your campus who have the same heart and vision and will join your team (be sure the group includes members from different churches and backgrounds for balance).
- Notice where God has already been working on your campus
  - See if there are any existing, effective Christian Outreach ministries you could join or partner with before you begin a new one).
- Know the situation at your school:
  - Is your school government-funded?
  - Are there any extra-curricular clubs at your school?
  - How do they promote themselves?
  - Where/when do their meetings take place and what do they look like?
- Take a survey of students who would be interested in your type of club and what times they are able to meet.
- Collect information you will need:
  - School district policies, applications
  - A copy of the Equal Access Act, which is in the "Legal Issues" section of this workbook.
- If you don't already have a teacher sponsor, begin looking for Christian teachers/coaches/staff at your school that would be willing to sponsor and support your ministry.
- Delegate responsibilities and assign necessary tasks.

## **GET READY...**

- Call a meeting with like-minded students who will be a part of the leadership team.
- Commit to being dedicated to the ministry even when times are tough and things are hard.
- Communicate the vision for the club and make sure everyone understands its purpose.
- Decide on a mission statement for your club.
  - It should be short.
  - It should say why you want your club to exist.
  - Everyone should agree on it.
- Pick a name for your club. (Names say a lot and will be the first impression people have.)
- Discuss the best day/time for the club and the leadership team to meet.
- Complete all necessary applications required by your school.
- If you need it, a sample Christian Club constitution is on page 49 of this workbook.

(continued on next page)

# Starting a Club: The Checklist

## GET SUPPORT...

- Ask ten Christian adults to pray for your team as you begin to plan your ministry.
- Ask one of the Christian faculty members at your school to be your club/ministry sponsor (if you don't already have one). If there are no Christian faculty members interested, look for another interested faculty member...who knows, the club might even witness to them!
- If you don't already have a coach or mentor for your team, ask a Christian youth worker from your church and/or a Christian organization (such as Youth For Christ NSP, FCA, Young Life) to "coach" your team.

## PRESENT IT...*if you need to present a club proposal to ASB, the Activities Director, etc.*

- Know your legal rights before you begin (see the "Legal Issues" section of this workbook on page 57).
- PRAY!!!
- Make sure you go together as a team.
- Make an appointment and be on time.
- Be polite, knowledgeable, respectful and persistent. Don't be apologetic, combative or defensive.
- Ask "when and where" and not "may we."
- Present a list of interested students.
- Share about what the club will do for the school.
- Make sure they know the club will be student-led although there may be adult visitors and speakers from time to time.
- Thank them.
- If they say NO**, you can write a letter to the School District Superintendent stating your request and your understanding of the Equal Access Act. Ask for their involvement.
- If they STILL say no**, you can seek legal support (see the "Legal Issues" section on page 57). Many schools have been able to find great, prompt, and FREE legal help.

## GET STARTED...*once your club is given the "go ahead," you can...*

- Plan your first meeting! (Have your coach help you with this if you aren't sure what to do!)
- Find creative ways to promote your club and bring friends!
- At your first meeting, present your vision for the club and ask the other students if they have any suggestions or ideas.
- Meet with your ministry team after your first meeting to talk about how it went!
- PRAY!!!!!!

## AND REMEMBER...

- ALWAYS build an atmosphere of unconditional love and acceptance in your club.
- NEVER exclude people from your meetings. You are on a public school campus.
- Always keep your vision and mission statement in mind.
- Always work together as a team and never depend on just one person for leadership.
- Always proceed with prayer and move in prayer, abiding in Jesus together.
- Make your club one big Holy Experiment.

(continued on next page)



# Starting a Club: A sample club constitution

## NAME

The name of our club will be \_\_\_\_\_

## PURPOSE

To assist students in balancing the physical, mental, relational and spiritual parts of their lives at (name of school) by providing regular opportunities for worship, prayer, Bible study and open discussion of their values.

## STATEMENT OF FAITH

This statement is adapted from the Constitution of the National Association of Evangelicals.

We believe the Bible to be the inspired, infallible, authoritative Word of God.

We believe that there is one God, eternally existent in three Persons: Father, Son and Holy Spirit.

We believe in the deity of our Lord Jesus Christ, in His virgin birth, in His sinless life, in His vicarious and atoning death through His shed blood, in His bodily resurrection, in His ascension to the right hand of the Father and in His personal return to glory and power.

We believe that, for the salvation of lost and sinful men, regeneration by the Holy Spirit is absolutely necessary.

We believe in the resurrection of all people to face God at the end of time.

We believe in the present ministry of the Holy Spirit by whose indwelling the Christian is enabled to live a godly life.

We believe in the spiritual unity of believers in Christ.

## MEMBERSHIP

The active membership of \_\_\_\_\_ club shall consist of any student who regularly attends the meetings. There are no dues.

## STRUCTURE

The officer and student leaders of the \_\_\_\_\_ club shall agree to the statement of faith of \_\_\_\_\_ club.

Officers and student leaders shall be selected from the membership.

The club will meet weekly at the non-curricular times the school administration allows.

## (optional sections)

The \_\_\_\_\_ club shall have a President, Vice President, Secretary and Treasurer. (other officers are optional)

Student leaders are those students who assist the officers in giving direction to the \_\_\_\_\_ club.

## COMMITTEES

Committees shall be designated as the \_\_\_\_\_ club leadership chooses

## AMENDMENTS

This constitution may be amended at a meeting with a majority of members present.

A two-thirds majority of those members present is required to approve any amendment.

# What Are Some Creative PRAYER Ideas For Our Campus?

*You already know that prayer is essential for your ministry on campus and sharing Jesus with your peers. These pages will give you some creative ideas about different ways to pray!*

# Creative Prayer Ideas

Prayer is powerful in many forms. You can pray alone, in small groups or in big groups (like a club meeting). On page 43 we gave you some basic ideas about how to pray together with your team and for your friends on campus. You can pray for yourself, your team, other Christians, your non-Christian friends, other peers on campus, school faculty, your nation's leaders, etc.

Here are some more creative prayer ideas:

1. Yearbook Praying—Use the school yearbook to pray by name for each student and teacher. Perhaps you could assign five or six students/teachers to each person that is praying.
2. Prayer Triplets—Create groups of three people who will commit to praying for each other and the friends God is putting on their heart to share with.
3. Locker Praying—Assign a set of lockers to each person praying so they can pray for the students that use those lockers each time they walk down that hallway.
4. Pray for Pre-Christians—Ask students to make a list of 3-10 students or families they would like to pray would come to know Jesus. Encourage them to set a specific time to pray for them each day or week.
5. Prayer Walk—Before or after school or on the weekend, get a group together to walk around campus, praying for students and school activities.
6. See You at the Pole—Host a See You at the Pole and pray around your school's flag-pole on the last Wednesday morning of September. Many student groups continue weekly or monthly prayer gatherings after See You At The Pole day.
7. Room Praying—Assign each person to a building, hallway, or classroom and have them go room to room and pray that God would work in the lives of the teachers and students that enter there that day.
8. Pizza and Prayer—Have your team walk around campus at lunch time with pizzas and ask students if they would like a piece of pizza and would like to be prayed for. Many students will ask for prayer even if they don't want pizza.
9. Pray in Class—Pray for the people that sit all around you in class and for your teacher.
10. Pray by the Bell—Every time a school bell rings, pray for a Christian friend, that they would follow Christ in all things and be an effective witness for Him on campus...or for a pre-Christian friend that they would come closer to Jesus.
11. Fast and Pray—Pick one day or one meal during the week where you will fast and make a point of praying for your campus and unsaved friends.
12. Prayer Chain—Have each person sign up for a specific time slot and fill out a commitment card to pray during that time. The most important times to have covered are during school hours and time slots can be short, like 15-20 minutes.
13. Prayer Group Chat—Create a group chat on your phone or Instagram where people can send prayer requests and answers. Make sure your team is checking the group chat and praying.
14. Prayer Breakfast—Put on a Prayer Breakfast in your area so that students and adults from local churches can pray for local students and campuses.
15. Moms In Prayer—Contact your local Moms In Prayer group to pray for your campus. (momsinprayer.org)
16. Finding the Family - This idea came from up in northern California where the Christian club began praying for a week before school started praying that they would meet new Christian students and teachers. Ask God each day for several weeks to help you discover who at your school follows Jesus. When you feel like someone might be a "sister" or "brother"...ask them if they go to church, etc.

# What Are Some Creative OUTREACH Ideas For Our Campus?

*There are many ways to do outreach  
on your campus.  
Here are a few creative ideas  
to help you out.*

# Creative Outreach Ideas

As we've said, the best outreach is done through relationships. But you can get creative with outreach events! Here are some more ideas for your team or club:

1. Host a joint meeting between the Christian club and one of the other clubs on campus. Serve them in some way to build bridges with them.
2. Offer yourself as a tutor for people in your class so that you can build friendships.
3. Have your Christian teachers give their testimonies in your group meeting and invite your non-Christian friends who like those teachers.
4. Get a bunch of pizzas and go around at lunch asking people if they want a piece of pizza and/or if they would like prayer. Pray with them if they are open to the idea.
5. Find a local Christian band that students would like and get permission for them to play on your campus during lunch or after school.
6. Have a House of Prayer (The HOP) Announce/publicize the event beforehand and tell people that if they come, they do NOT have to pray, but they will be prayed for. This is a great opportunity to introduce people to spiritual things!
7. Celebrate peers' birthdays by bringing them balloons, a card, cake, etc.
8. Have regular fundraisers (such as bake sales) to make your ministry visible on campus and build rapport with the students.
9. If any of your peers from school are sick, visit them in the hospital/at home.
10. Counsel your peers that are having a hard time.
11. Invite your peers to your youth group or an activity and make sure they feel included and that they get connected with the youth pastor and others in the group.
12. Ask your coach if you can lead the team in prayer before a game.
13. Have an "after-the-game" event after basketball, football, and other games. These often have large turnouts and are great hangout environments.
14. Hold a huge, crazy, fun event that would appeal to students at your school.
15. Do something nice for a group of students such as pass out free food, soda, snacks, or serve them in some way (e.g. Make signs to cheer on the freshman football team at their game).
16. Purposely reach out to, sit with, talk with, encourage those people that are usually seen as outsiders at school.
17. Put encouraging notes on peoples' lockers and/or notice when they achieve something great or win an award and send them a "congrats" note.

## Ideas to Reach Out to Your Teachers:

1. Faculty encouragement: Encourage teachers, coaches, janitors, etc. by sending them notes, bringing donuts to their room or the lounge, letting them know you are praying for them, recognizing and celebrating their birthday, etc.
2. Teacher Appreciation Week: Serve your teachers in a different way each day. Give you teacher a respectful note explaining that your faith is what makes you desire to serve them.
3. Ask how your group can be of service to your teachers or school administration.
4. Be a good student, ask them how they are doing, have a good attitude

# What If We Run Into Legal Issues Along the Way?

*You might run into some bumps along the way when trying to establish a club on campus. This section will help you become aware of your legal rights and the places you can go for legal help if necessary.*

# Students' Bill of Rights

*You do NOT abandon your religious rights when entering public school campuses*

## YOUR RIGHTS AS STUDENTS UNDER THE LAW

1. **THE RIGHT to Meet with Other Religious Students.** *The Equal Access Act of 1984 allows students the freedom to meet on campus for the purpose of discussing religious issues.*
2. **THE RIGHT to Identify Your Religious Beliefs Through Signs and Symbols.** *Students are free to express their religious beliefs through signs and symbols.*
3. **THE RIGHT to Talk about Your Religious Beliefs on Campus.** *Freedom of speech is a fundamental right mandated in the Constitution and does not exclude the school yard.*
4. **THE RIGHT to distribute Religious Literature on Campus.** *Distributing literature on campus may not be restricted simply because it is religious.*
5. **THE RIGHT to Pray on Campus.** *Students may pray alone or with others as long as it does not disrupt school activities and is not forced on others.*
6. **THE RIGHT to Carry or Study Your Bible on Campus.** *The Supreme Court has ruled that only state-directed Bible reading is unconstitutional.*
7. **THE RIGHT to Do Research Papers, Speeches, and Creative Projects with Religious Themes.** *The First Amendment does not forbid all mention of religion in public schools.*
8. **THE RIGHT to Be Exempt.** *Students may be exempt from activities and class content that contradict their religious beliefs.*
9. **THE RIGHT to Celebrate or Study Religious Holidays on Campus.** *Music, art, literature, and drama that have religious themes are permitted as part of the curriculum for school activities if presented in an objective manner as a traditional part of the cultural and religious heritage of the particular holiday.*
10. **THE RIGHT to Meet with School Officials.** *The First Amendment to the Constitution forbids Congress to make any law that would restrict the right of the people to petition the Government (school officials are viewed as part of our Government).*

# The Law

## THE EQUAL ACCESS ACT OF 1984

Students are permitted to gather for religious purposes to the same extent that other non-curricular gatherings are allowed on campus (e.g. other non-curricular groups). Christian groups also have the same rights and privileges as any other non-instructional group on campus.

For the Equal Access Act to apply to your school, the following three statements must be true:

1. Your school is a secondary school
2. Your school is government-funded (most public schools are)
3. Other non-curriculum clubs are allowed to meet at your school (clubs that do not relate to school curriculum such as key club, pep club, cultural clubs, film club, etc.)

The Equal Access Act creates a limited, open forum, which gives students a lot of leeway but places certain restrictions on what can be done at a club meeting.

- A Christian group must be student-led and voluntary.
- There is no sponsorship of the meeting by the school, government, or its employees.
- If the school requires it, a sponsoring teacher may be present to keep order during the meeting but may not actively participate in the meeting.
- The meeting or actions of the club and its members are not disruptive and do not materially and substantially interfere with the orderly conduct of educational activities within the school.
- Non-school persons may not direct, conduct, control, or regularly attend club meetings. Schools also may not allow religious instruction by outsiders on premises during school hours.

## THE RIGHT TO PRAY

Prayer is allowed on any publicly funded school provided certain conditions are met.

- It is not disruptive (e.g. not during instructional time and falls within the school rules of order)
- It is not forced upon anyone
- It is student initiated

School officials may neither hinder nor support any religious activity in their official capacity.

**With respect to graduation**, the student speaker must be selected on a basis that...

“...[neither] favors or disfavors religious speech. Where student speakers are selected on the basis of genuinely neutral, evenhanded criteria and retain primary control over the content of their expression, that expression is not attributable to the school and therefore may not be restricted because of its religious (or anti-religious) content.”

A student speaker is free to express religious views as long as they do not try to sway the audience to believe as they do. Prayer at graduation is still a gray area. You will want to check local legislation and guidelines.



# Legal Resources

free resources for religious issues on campus

## **Pacific Justice Institute**

Brad Dacus,  
President([braddacus@pacificjustice.org](mailto:braddacus@pacificjustice.org))  
P.O. Box 4366  
Citrus Heights, CA 95611 Phone: (888) 305-9129  
Fax: (916) 857-6902  
Email: [info@pacificjustice.org](mailto:info@pacificjustice.org)  
Internet: <http://www.pacificjustice.org>

## **The American Center for Law and Justice**

Jay Alan Sekulow, Chief Counsel  
P.O. Box 64429  
Virginia Beach, VA 23467-4429 Phone: (757) 226-2489  
Fax: (757) 226-2836  
E-mail: [aclj@exin.net](mailto:aclj@exin.net) Internet: <http://www.aclj.org>

## **Christian Legal Society**

### **Center for Law and Religious Freedom**

Greg Baylor, Director  
4208 Evergreen Lane, Ste. 222  
Annandale, VA 22003  
Phone: (703) 642-1070  
Fax: (703) 642-1075  
E-mail: [clshq@clsnet.org](mailto:clshq@clsnet.org) Internet: <http://www.clsnet.org>

## **The National Legal Foundation**

Steven W. Fitschen, President  
P.O. Box 64427  
Virginia Beach, VA 23467-4427 Phone: (757) 463-6133  
Fax: (757) 463-6055  
E-mail: [nlf@nlf.net](mailto:nlf@nlf.net)  
Internet: <http://www.nlf.net>

## **The Rutherford Institute** John Whitehead, President

P.O. Box 7482  
Charlottesville, VA 22906-7482  
Phone (804) 978-3888  
Fax: (804) 978-1789  
E-mail: [tristaff@rutherford.org](mailto:tristaff@rutherford.org) Internet: <http://www.rutherford.org>

## **Legal Rights on Campus**

[www.freedomforum.org](http://www.freedomforum.org)

## **Prayer**

- Guidance on Constitutionally Protected Prayer check the website of the U.S. Department of Education

# What Do Educators (Teachers) Need to Know?

*If you are the teacher-sponsor  
of an on-campus ministry*

OR

*just an educator who loves Jesus  
and wants to impact the lives of your students,  
this section will inform you of your rights  
and give you some ideas  
to empower your students.*

# Empowering Your Students & Your Rights

## HELPING YOUR STUDENTS...*knowing your rights as a teacher will free you to support your students*

Many Christian students have a hard time standing up for their faith in high school...having a teacher who loves Jesus and supports them is a great encouragement! And when it comes to starting a ministry or club on campus, knowing they have the support of at least one teacher on staff is a big deal!

### You have the right to:

- Sponsor their ministry and give them a room to hang out and meet in.
- Walk closely with Christ and live out your faith. It will be a powerful influence and example to your students, whether they are Christians yet or not.
- Foster a spirit of inquisitiveness and open-discussion in your classroom.
- Get involved in sports or extracurricular activities to have more time with students outside of the classroom.
- Help them know and understand their legal rights.
- Encourage the on-campus ministry in which they participate.
- Help direct them to the right people, whether they are looking for approval for an event or permission to use a room, etc.
- Be in their lives! Be available and willing to “be there” and spend time with your students. Consider having an “open door” policy so they can come ask you questions or just hang out.
- Be committed to their growth in Christ.

## YOUR RIGHTS AS AN EDUCATOR

### YOU MAY:

- If you present all facets of a subject objectively, you may discuss religion in its relationship to a specific topic as long as the information is related to the curriculum and you remain neutral. For example: When discussing evolution, you may also mention other debated theories such as Creation or abrupt appearance. However, in many of these issues, school administration has the final say.
- You may act as the advisor to a student group (acting as a “custodian” who monitors the group, but not a “sponsor” who participates). You may, however, participate in religious activities or meetings outside of contract time.
- You may instruct students in virtues, values, and morals as long as you do not teach them as part of a specific religious belief system.
- You may pray silently on your own as long as it is out of sight of students and not on official school time.

(continued on next page)

### YOU MAY NOT:

- You must be neutral and objective in all things. You must be fair and present all sides of a subject, secular and religious.
- You must teach evolution as a scientific theory even if it violates your beliefs.
- You may advise a student group but you may not participate in or lead/control any religious activities or Christian clubs.
- You may not encourage or discourage religious activities in the classroom, such as prayer, and may not take part in such activities. You also may not delegate a student to do it in your place.
- You may not initiate the start-up of a Christian club. Clubs must be student-initiated.
- You may not teach religion with any sort of bias. You must teach it fairly. For example, you may not solely teach one religion’s impact on history.

(continued on next page)

# Your Rights As An Educator

(continued)

## YOU MAY:

- Religion may be taught from an objective academic standpoint, but you may not influence the students to accept one set of beliefs over another.
- Although you may not wear overtly religious or evangelistic clothing, you may wear modest personal jewelry (such as a cross necklace).
- Released time religious education programs are allowed if school officials participate as little as possible.
- You are allowed to have bible studies with other teachers outside of official school hours (lunch, before/after school) and outside of your teaching role. You may also share your religious views when communicating with other teachers.
- In regards to holidays, art, music, drama, etc., you must mix the secular with the religious. For example, you must display a nativity scene along with a secular symbol like Santa Claus, and you may sing "Silent Night" as long as you also include a song like "Here Comes Santa Claus."
- You may invite speakers to your classroom to present their view on a specific topic as long as you are careful not to only invite speakers with a specific viewpoint. It may be a good idea to invite two speakers to present contrasting ideas in a debate format.

## YOU MAY NOT:

- You may not display overtly religious or evangelistic symbols or messages in your classroom. You also may not wear clothing with blatant evangelistic messages.
- You may not show preference to religious speakers in speaking to a public audience or select a speaker specifically because they favor religious speech.
- Depending on school administration, you may not be able to read your Bible silently during class time and you may not be able to display your Bible on your desk. You may also not be permitted to include religious books in your classroom book collection.
- You may not distribute religious literature to students and should not make religious literature available in the classroom unless it is objectively being used as part of the class curriculum.
- During school hours, schools may not allow outsiders to give religious instruction to students on school grounds. There is a difference between a speaker presenting a viewpoint and giving religious instruction to students.

# Legal Resources for Educators

## **Christian Educators Assoc.**

### **International**

David Schmus, Executive Director  
Phone: (626)798-1124 / Fax:(626)798-2346  
Email: info@ceai.org  
Web site: <http://www.ceai.org>

## **American Assoc. of School**

### **Administrators**

Paul Houston  
Address: 801 N. Quincy St. Suite 700  
Arlington, VA 22203  
Phone:(703)528-0700 / Fax:(703)528-2146  
Web site: <http://www.aasa.org>

## **National PTA**

Nancy Segal  
Address: 1090 Vermont Ave, NW, Ste  
1200 Washington, DC 20005  
Phone:(202)289-6790 / Fax:(202)289-6791  
Web site: <http://www.pta.org>

## **Christian Legal Society**

Greg Baylor  
Address: 4208 Evergreen Lane, #222  
Annandale, VA 22003  
Phone:(703)642-1070 / Fax:(703)642-1075  
Email: legalaid@clsnet.org Web site:  
<http://www.clsnet.org>

## **National Association of Evangelicals**

Jennifer Haglof, Legis. Counselor  
Address: P.O. Box 23269  
Washington, DC 20026  
Phone:(202)789-1011 / Fax:(202)842-0392  
Web site: <http://www.nae.net>

## **National School Boards**

### **Association**

Laurie Westley  
Address: 1680 Duke Street  
Alexandria, VA 22314  
Phone:(703)838-6722 / Fax:(703)683-7590  
Email: info@nsba.org  
Web site: <http://www.nsba.org>

## **Freedom Forum**

Charles Haynes  
Address: 1101 Wilson Blvd.  
Arlington, VA 22209  
Phone:(703)528-0800 / Fax:703)284-3770  
Email: news@freedomforum.org  
Web site: <http://www.freedomforum.org>

## **American Center for Law and Justice**

Jay Alan Sekulow, Chief Counsel  
Address: P.O. Box 64429  
Virginia Beach, VA 23467-4429  
Phone:(757)226-2489 / Fax:(757)226-2836  
Web site: <http://www.aclj.org>

## **The National Legal Foundation**

Steven W. Fitschen, President  
Address: P.O. Box 64427  
Virginia Beach, VA 23467-4427  
Phone:(757)463-6133 / Fax:(757)463-6055  
Email: nlf@nlf.net  
Web site: <http://www.nlf.net>

## **Pacific Justice Institute**

Brad Dacus Address: P.O.  
Box 276600  
Sacramento, CA 95827-6600  
Phone:(916)857-6900 / Fax:(916)857-6902  
Email: pji@pacificjustice.org  
Web site: <http://www.pacificjustice.org>

**For Youthworkers and Parents:**

# **How Can I Help My Students Become More Effective On Their Campus?**

*As the adults in a student's life, how can you help encourage and empower them to make an impact on their campus for Jesus Christ?*

*This section will give you some tips and ideas.*

# Coaching Young Leaders

**Your students can lead ministry...with you as their coach & mentor**

## ***Ministering With Middle School Students...they...***

- Need a lot of coaching & encouragement for “up front” assignments (baseball/football coaching style)
- Can handle short term assignments...with step-by-step instructions...they are eager for this kind of help
- Can create & lead a “who what where when why” Bible study session
- Can give a testimony with help
- Can pray for & witness to their friends
- Can invite friends to church, etc.
- Can do well-supervised service projects
- Can plan parties & special events
- Need a lot of practice for “up front” assignments
- Are less busy than high schoolers...more apt to want you to find something for them to do
- Are better at listening to authority figures at the younger ages
- Like & listen to adults who pay attention to them
- Are still building their basic value system

## ***Ministering With High School Students...all of the above plus...they...***

- Can create effective ministry largely on their own with help present (soccer/basketball coaching style)
- Can think in abstract terms & can handle the Bible more accurately when given good mentoring
- Will listen to one another more carefully than they do to adults
- Can develop more personal courage in “taking a stand” for Christ
- Can develop long term plans with some limitations (see below)
- Tend to persevere with good coaching
- They (often secretly) desire consistent adult friendship & mentoring

# You can get on the campus...

## FOUNDATIONS

- PRAY for the right heart and motivation
  - Kingdom of God versus building our own thing
  - Ask God together to give you a God-shaped passion for your target campus(es)
- CONSIDER adopting a campus or two as a church
  - Check out [www.everyschool.com](http://www.everyschool.com) to register your choice
- TARGET one or more campuses as your youth group team's main focus of ministry
  - Check out [www.everyschool.com](http://www.everyschool.com) for other committed churches in your area

## RESEARCHING

- Check out the school & district websites for:
  - Statistics
  - School Calendars & Schedules
  - Names and contact info of key administrators, etc.
  - Policies and goals of the school
- Do additional research (talking to parents, alumni, looking at local newspapers, etc.)
  - Pray that the campus' needs will be revealed to you and your team
  - Put it all together to form an informed prayer focus for your team and your church

## WE CAN OFFER THEM OURSELVES & OUR CONTACTS

- Things I (and my team) can do
  - Make a list of spiritual gifts, abilities, experience & skills you all have
  - Make a list of the things that your team is excited about doing (and not)
- Time that I (and my team) have
  - Before school?
  - During school hours?
  - After school?
  - Weekends or evening for special events?
- People I can connect to campus needs (my team members along with others in the church and in the community at large)
  - Make a list of business owners, professional people, etc. that your team knows who might donate time on an occasional basis if they saw the need
  - Build prayer support. Check with Moms In Prayer to see if there is already a group praying for your campus. Moms In Prayer is a great praying & connecting group all over the USA. [momsinprayer.org](http://momsinprayer.org)

## GETTING ON CAMPUS

- Creative ways onto ANY campus
  - Tutoring, assisting students
  - Chaperoning social events
  - Helping with sporting events
  - Coaching lower level teams
  - Giving teachers expert help in things like computers, etc.
  - Watching your students compete at sports events
  - Training ASB leaders
  - Almost any ability you have can be a way to help your local school
- Who I (and my team) need to meet in order to get permission
  - Administrators, teachers, etc.
  - What do I need to say and do?
    - Ask questions...listen well...
    - Always tell the truth...obey the rules & policies of the school.
    - Ask for needs that they are looking for outside help in meeting



# Networking for The Sake of Our Young Leaders

## Jesus prayed for unity...*Jesus tied our unity to the world believing He was God's Son*

"I pray that they will all be one, just as you and I are one—as you are in me, Father, and I am in you. And may they be in us so that the world will believe you sent me." (John 17:21 - NLT)

"So now I am giving you a new commandment: Love each other. Just as I have loved you, you should love each other. Your love for one another will prove to the world that you are my disciples." (John 13:34-35 – NLT)

## We can build unity in the church...*by working together to help our students reach their friends for Jesus*

### Six ways to promote unity in the Body of Christ...

1. **Build local church partnerships** to reach every campus in our community...*this gives us common goals and tasks.*
2. **Focus first** on the First & Second Commandments, **then** on the absolutes of scripture.
3. Determine to **promote Christ FIRST**...before & above our own group, opinions & preferred way of doing things.
4. **Pray** for the **Holy Spirit to be more active** both in the Body of Christ & in the community.
5. **Appreciate & respect one another's** interpretations of scripture.
6. **Practice supportive speech & actions** towards one another.

### We can build working Christian networks that:

- are a strategic alliance of individuals, churches & organizations that:
  - have well-defined individual identities
  - share at least one strategic goal to reach the local campuses
  - choose to deliberately enter into a relationship
  - act cooperatively to advance the kingdom of God in real, measurable ways

### Necessary elements in building a working Christian network:

#### Primary elements

- a significant level of godly dissatisfaction with the status quo
- a significant task that is too big for anyone to pull off alone
- at least one honest "servant-broker" who can bring all the groups to the table and sees the network & its cooperative mission as a significant goal of their own ministry
- members with a high level of mission-focus & personal commitment
- a simple set of "rules of behavior" that all members agree to keep

#### Secondary elements

- a small group of members who will work with the leader to provide direction to the network
- willingness by all members to make the mission a significant priority

### The Basic Tasks of Christian Networking:

- Listening to God
- Seeing God's strategic plans
- Connecting Christ's Body together
- Acting Together with a "critical mass" of the local Body of Christ

**Augustine's Principle**  
*In essentials...unity  
In non-essentials...liberty  
In all things...charity.*

### The First Steps To Christian Networking:

- Collecting others who have a godly dissatisfaction with the status quo
- Collectively listen to God...

### Benefits of building a working Christian network:

- Christ's law of love is modeled both to the rest of the Church & to the outside world
- the discipline of working with others assists each working member in examining their own presuppositions & standard practices
- more can be accomplished for God's kingdom through networking than by remaining separated & independent

# Can You Give Me Some Helpful Links and Contacts in Case I Need More Help?

*Whether you are a student, an educator, or a youthworker, here is a list of other resources and contacts that may be helpful to you as you love Jesus and love others on your campus!*

# Helpful Online Content

*These links will unlock great content for your on-campus ministry as well as for your own personal knowledge and growth.*

## **CORE Group Website**

*CORE Group curriculum for free*  
SoCalcoregroups.com

## **e3 Partners – 411 Video on sharing Jesus**

*REALLY excellent video interactive small group curriculum*  
*(many good videos)*  
<https://e3partners.org/411-training/>

## **Institute of Christian Research**

*lots of good apologetics stuff*  
icr.org

## **Apologetics Press**

*lots of good apologetics stuff*  
apologeticspress.org

## **Stand to Reason**

*lots of good apologetics stuff*  
str.org

## **One Minute Apologist**

*lots of good apologetics stuff*  
oneminuteapologist.com

## **Discipleship Tool Kit**

*great video curriculum*  
thediscipleshiptoolkit.com

## **Reasons To Believe**

*lots of good apologetics stuff*  
reasons.org

## **Creation Museum**

*lots of good apologetics stuff*  
creationsd.org

## **Jesus on Campus**

*an online campus ministry manual*  
JesusOnCampus.com

## **Campus Alliance**

EverySchool.com

## **Youth For Christ/USA:**

*YFC/USA has lots of helpful content on their website*  
yfc.net

# Potential Campus Ministry Partners

*These organizations work with students, teachers, and youthworkers to build healthy on-campus ministries. One or more of them might be a great fit for you and your campus ministry team.*

**Biola Youth Ministry Outreach:** works to connect Biola University with churches, schools and many parachurch organizations  
[youth.biola.edu/ministry/](http://youth.biola.edu/ministry/)

**Campus Alliance** great online resource for Bible Clubs  
[everyschool.com](http://everyschool.com)

**Christian Educators Association International:** works with teachers everywhere  
[ceai.org](http://ceai.org)

**CRU** (formerly Campus Crusade) works with students on high school campuses  
[cruhhschool.com](http://cruhhschool.com)

**Fellowship of Christian Athletes (FCA):** works with many campus clubs  
[fca.org](http://fca.org)

**National School Project (NSP):** coaches students on many campuses  
[nationalschoolproject.com](http://nationalschoolproject.com)

**National Network of Youth Ministries:** works to connect youthworkers everywhere  
[nnym.org](http://nnym.org)

**Young Life:** works with a lot of schools  
[younglife.org](http://younglife.org)

**Urban Youth Workers Institute (UYWI):** trains urban youth workers very effectively  
[uywi.org](http://uywi.org)

**Youth For Christ - SoCal:**  
YFC works with youthworkers, educators & kids in many places  
[socalyfc.org](http://socalyfc.org)

**Our other partnered events...**  
[igniteteams.org](http://igniteteams.org)  
[turnyourcampus.com](http://turnyourcampus.com)  
[bestillsaturdays.com](http://bestillsaturdays.com)